

THE BOOK NOOK

A place to enjoy, explore and enthuse about books.

Thank you for wanting to pass on your passion for books and for sharing your story.

Helping us to grow and to flourish as a Reading Community is a wonderful thing and we genuinely appreciate you wanting to do this.

Being part of our community will help us all to discover (or rediscover) books we can then share with others, in the classroom and beyond the school gates.

It will help us to nurture the next generation of book lovers and create passionate readers for life.



How beautiful is that!

Here's how to go about it...

How To Join Us

- STEP 1:** Before you start, read our Tips and Tricks advice.
- STEP 2:** Video yourself talking about your favourite children's book.
Which book have you chosen to share with us?
Why do you love it so much?
Why do you think we should share it others?
- STEP 3:** Send in your video and I'll do the rest.


Email me: john@johnmurraycpd.co.uk




www.johnmurraycpd.co.uk

TIPS AND TRICKS

★★ Film your Book Nook video in **landscape**, it will look better on screen. ★★



Feel free to film it in a place that makes you feel happy, in the classroom or at home, the place where you love to read or a place that's in keeping with the book itself.



How To Structure Your Video

What to say and what to include...

But feel free to be creative and do your own thing.

1. Say HI and welcome us to The Book Nook.
If English is not your native tongue, say this in your own language. It reminds us that books are to be treasured, wherever they come from or what language they are written in.
2. Tell us your first name and show us the book you are going to talk about.
3. Tell us HOW you discovered this book. Was it by chance or did a teacher read it to you in class? Did your mum and dad read it to you at bedtime?
4. Tell us WHY you love this book so much and want to share it with others.
What feelings does it evoke? What memories does it conjure up?
Does it have an important message to tell that we can all benefit from?
5. Finally, read a short extract from the book itself. It will give us a flavour of what the book is about and help us to appreciate why you love it so much.
6. End your video by wishing us a happy reading. Again, do this in your own language if English is not your native tongue. It will leave us with a smile on our face.

KEEP IT SHORT. KEEP IT SIMPLE.

*Thanks again for taking the time to do this.
I sincerely look forward to hearing from you.*

Happy reading folks!

John

